



Government of India
Ministry of Power
North Eastern Regional Power Committee
Lapalang, Shillong 793006

No. NERPC/COM/RTA/2023/ 5202-5240

Dt: 13th Nov., 2023

सेवा में / To,

संलग्न सूची के अनुसार
As per list enclosed.

Sub: Revised RTA for the Billing Month from Jan'21 to Dec'22- reg.

सर/मैडम,
Sir/Madam.

A Revised copy of Regional Transmission Account (RTA) for the billing month from Jan'21 to Dec'22 is enclosed herewith for necessary action. The RTA has been prepared in accordance with the CERC (Sharing of inter-state transmission charges and losses) Regulation, 2020. The RTA is also available on NERPC website <https://www.nerpc.gov.in>.

Constituents may send their observation/ comments, if any on the same within 15 days from the date of issue of the account. In case no communication is received from constituents, the RTA as issued would be treated as final RTA.

Enclosed - As above.


भवदीय / Yours faithfully,

(एस. एम. आइमोल/ S. M. Aimol)
निदेशक / Director

अधीक्षण अभियंता/ Superintending Engineer

List of Addressees:

1. CMD, TSECL, Bidyut Bhawan, Agartala – 799 001
2. Director (Distribution), MePDCL, Lumjingshai, S.R. Road, Shillong – 793 001
3. Engineer-in-Chief (P&E), P&E Dept., Govt. of Mizoram, Aizawl – 796 001
4. Chief General Manager (Comml), APDCL, Bijulee Bhawan, Paltan Bazar, Guwahati – 781 001
5. Chief Engineer (Comm), Dept. of Power, Govt. of Arunachal Pradesh, Itanagar – 791 111
6. Managing Director, MSPDCL, Keishampat, Imphal-795 001.
7. E-in-C, Dept. of Power, Govt. of Nagaland, Kohima – 797 001
8. Chief Engineer, Loktak HE Project, Vidyut Vihar, Komkeirap, Manipur – 795 124
9. Executive Director (Comml.), NEEPCO Ltd., Lower New Colony, Shillong – 793 003
10. Executive Director, NERTS, POWERGRID, Lapalang, Shillong – 793 006
11. Managing Director, OTPC, Core 4 & Central, 10th Floor, SCOPE Minar, Laxmi Nagar, Delhi – 110092
12. GM (Comml.), NTPC, 3rd Floor OLIC building, Plot No.N.17/2, Nayapalli, Bhubaneshwar-12
13. CE (G. M.), CEA, SewaBhawan, R.K.Puram, New Delhi – 110 066.
14. G. M., NERLDC, Lower Nongrah, Dongtieh, Lapalang, Shillong - 6.
15. C.G.M (SLDC) AEGCL, Kahelipara, Guwahati.
16. Gen. Manager (Comml.), NHPC Ltd., NHPC Office complex, Sector –33, Faridabad-121003.
17. G.M (Commercial) APDCL, Bijulee Bhawan, Paltan Bazar, Guwahati - 781 001.
18. General Manager, Ranganadi HEP, NEEPCO, Yazlee, Ar. Pradesh
19. Project Manager, Doyang HEP, NEEPCO, Nagaland
20. Project Manager, AGBPP, NEEPCO Ltd., No. –III, Vill. Bokuloni, Dibrugarh, Assam.
21. Project Manager, AGTPP, NEEPCO Ltd., Ramchandranagar, Agartala, Tripura West- 799008.
22. Dy. G. M (Elect.), Kopili HEP, NEEPCO Ltd., Umrangso, N.C. Hills, Assam.
23. Supdt. Engr. (System Management) MeECL, Lumjingshai, Short Round Road, Shillong.
24. Supdt. Engr. (Commercial) Deptt. of Electricity, Govt.of Manipur, Keisampet, Imphal. 795001
25. Executive Engineer, MSLDC, P & E Dept., Chaltlang, Aizawl- 796012.
26. Supdt. Engr. Dimapur Sub-station Deptt. of Power, Govt.of Nagaland, Dimapur.
27. Dy. G. M. (Commercial) NERTS, Lower Nongrah, Dongtieh, Lapalang, Shillong - 6.
28. Dy. General Manager (ER), POWERGRID, Boring Road, Alankar Place, Patna - 800 001
29. DGM (Comml), OTPC, Core 4 & Central, 10th Floor, SCOPE Minar, Laxmi Nagar, Delhi – 110092
30. DGM (Comml.), NTPC, 3rd Floor OLIC building, Plot No.N.17/2, Nayapalli, Bhubaneshwar-12
31. AGM (Comml.), NTPC, Bongaigaon Thermal Power Project, P.O Salakati, Kokrajhar-783369
32. Addl. General Manager,Comml & Sys.Opn., TSECL,Banamalipur,Agartala.-799001.
33. Ex. Engr., SLDC, Deptt. of Power, Itanagar, Ar. Pradesh – 791 111
34. CEO, NVVN Ltd., 7th Floor, Scope Complex, Lodhi Road, N.Delhi- 110 003
35. Power Trading Corpn. of India Ltd., 2nd Floor, NBCC Tower, 15-Bhikaji Cama Place, New Delhi – 66.
36. Member Secretary, NRPC,18-A,Shaheed Jeet Singh Marg,Katwaria Sarai, NewDelhi-110016.
37. Member Secretary, ERPC,14, Golf Club Road, Kolkata- 700 033.
38. Member Secretary, WRPC, Plot No F-3,MIDC Area, Opp Seepz,Marol,Andheri (E), Mumbai-400 093.
39. Member Secretary, SRPC, 29, Race Course Road, Bangalore- 560009.




(एस. एम. आइमोल/ S. M. Aimol)
निदेशक / Director

अधीक्षणअभियंता/ Superintending Engineer

**NORTH EASTERN REGIONAL POWER COMMITTEE
REGIONAL TRANSMISSION ACCOUNT
BILLING MONTH: January-2021**

11/8/2023


Zone	Region	LTA Demand / Injection (in MW)	Usage based AC system charges (Rs.)	Balance AC system charges (Rs.)	National Component (Rs.)		Regional Component (Rs.)	Transformers component (Rs.)	Bilateral Charges (Rs.)	Total Transmission Charges payable in Rs.
			AC-UBC	AC-BC	NC-RE	NC-HVDC	RC	TC		
Arunachal Pradesh	NER	246.67	1305646	46894270	1118264	5178830	5584823	14567520		74649353
Assam										
Assam	NER	1594.85	86898786	302207472	7206589	33374678	35991075	22594607		488273208
HVDC_BNC	NER	2.28	124363	432496	10314	47763	51508	32336		698778
Manipur	NER	237.32	10433098	45115581	1075849	4982398	5372992	4349537		71329455
Meghalaya	NER	327.95	14396439	62344967	1486709	6885148	7424907	683582		93221753
Mizoram	NER	136.40	2551362	25931409	618373	2863769	3088273	1482821	3842479	40378487
Nagaland	NER	165.59	6426308	31479822	750683	3476515	3749056	8409981		54292365
Tripura	NER	353.27	3764672	67159597	1601521	7416858	7998300	1322487		89263436


 (S.M. Aimal) /S.M. Aimal
 Director/Director
 उद्योग विभाग/Min. of Power
 भारत सरकार/Govt. of India
 शिलांग/Shillong

**NORTH EASTERN REGIONAL POWER COMMITTEE
REGIONAL TRANSMISSION ACCOUNT
BILLING MONTH: February-2021**

11/8/2023


Zone	Region	LTA Demand / Injection (in MW)	Usage based AC system charges (Rs.)	Balance AC system charges (Rs.)	National Component (Rs.)		Regional Component (Rs.)	Transformers component (Rs.)	Bilateral Charges (Rs.)	Total Transmission Charges payable in Rs.
			AC-UBC	AC-BC	NC-RE	NC-HVDC	RC	TC		
Arunachal Pradesh	NER	246.67	10147105	44953702	1174599	5438967	5811784	15053104		82579261
Assam										
Assam	NER	1589.66	38268516	289701592	7569636	35051116	37453716	23347761		431392337
HVDC_BNC	NER	2.28	54767	414598	10833	50162	53601	33413		617375
Manipur	NER	237.32	12012823	43248618	1130047	5232668	5591345	4494522		71710024
Meghalaya	NER	327.95	14586474	59765022	1561605	7230995	7726648	706369		91577112
Mizoram	NER	136.40	4981510	24858322	649525	3007619	3213778	1532249	3970562	42213564
Nagaland	NER	165.59	6018833	30177131	788501	3651144	3901413	9675604		54212626
Tripura	NER	353.27	3678948	64380414	1682201	7789413	8323343	1366570		87220890


 (एस.एम. आइमल / S.M. Aimal)
 निदेशक/Director
 उत्तर-पूर्व क्षेत्र / NERPC
 विद्युत मंत्रालय / Min. of Power
 भारत सरकार / Govt. of India
 शिलांग/Shillong

**NORTH EASTERN REGIONAL POWER COMMITTEE
REGIONAL TRANSMISSION ACCOUNT
BILLING MONTH: March-2021**

11/8/2023


Zone	Region	LTA Demand / Injection (in MW)	Usage based AC system charges (Rs.)	Balance AC system charges (Rs.)	National Component (Rs.)		Regional Component (Rs.)	Transformers component (Rs.)	Bilateral Charges (Rs.)	Total Transmission Charges payable in Rs.
			AC-UBC	AC-BC	NC-RE	NC-HVDC	RC	TC		
Arunachal Pradesh	NER	253.30	9504801	45698764	1199196	5552599	6527639	15053104		83536102
Assam										
Assam	NER	1594.85	48542779	287734793	7550538	34961035	41100210	23347869		443237224
HVDC_BNC	NER	2.28	69245	410444	10771	49871	58628	33305		632262
Manipur	NER	237.32	10160139	42815229	1123528	5202237	6115753	4494522		69911408
Meghalaya	NER	329.14	16259164	59382185	1558266	7215195	8482187	706369		93603366
Mizoram	NER	136.40	7977618	24609219	645778	2990128	3515196	1532249	3970562	45240749
Nagaland	NER	166.31	5067807	30004366	787354	3645662	4285842	25015429		68806459
Tripura	NER	353.27	4175754	63735266	1672497	7744113	9103984	1366570		87798184
PowerGrid Corporation of India Ltd	NER								19745873	19745873


 (एस.एम.आइमोल/S.M.Aimol)
 निदेशक/Director
 उ.पू.वे.वि.स./NERPC
 विद्युत मंत्रालय/Min. of Power
 भारत सरकार/Govt. of India
 शिलांग/Shillong

**NORTH EASTERN REGIONAL POWER COMMITTEE
REGIONAL TRANSMISSION ACCOUNT
BILLING MONTH: April 2021**

11/8/2023


Zone	Region	LTA Demand / Injection (in MW)	Usage based AC system charges (Rs.)	Balance AC system charges (Rs.)	National Component (Rs.)		Regional Component (Rs.)	Transformers component (Rs.)	Bilateral Charges (Rs.)	Total Transmission Charges payable in Rs.
			AC-UBC	AC-BC	NC-RE	NC-HVDC	RC	TC		
Arunachal Pradesh	NER	279.69	16599994	45812831	2381817	5519502	6935600	13596352		90846095
Assam										
Assam	NER	1615.52	65670859	264622800	13757786	31881592	40061219	21088782		437083038
HVDC_BNC	NER	2.28	92479	372647	19374	44896	56415	29698		615508
Manipur	NER	237.32	10442218	38872450	2020985	4683329	5884896	4059568		65963446
Meghalaya	NER	333.91	8124946	54694937	2843599	6589612	8280261	638010		81171367
Mizoram	NER	136.40	5801348	22342999	1161616	2691871	3382504	1383967	3586314	40350620
Nagaland	NER	169.17	7284056	27710009	1440648	3338485	4195015	22594581		66562795
Tripura	NER	353.27	2941458	57865997	3008463	6971660	8760327	21624699		101172605
PowerGrid Corporation of India Ltd	NER								15267543	15267543


 (एन.एन.आर.पी.सी./S. M. Aimon)
 निदेशक/Director
 उ.उ.प. वि.सं./NERPC
 विद्युत मंत्रालय/Min. of Power
 भारत सरकार/Govt. of India
 शिलांग/Shillong

**NORTH EASTERN REGIONAL POWER COMMITTEE
REGIONAL TRANSMISSION ACCOUNT
BILLING MONTH: May 2021**

11/8/2023


Zone	Region	LTA Demand / Injection (in MW)	Usage based AC system charges (Rs.)	Balance AC system charges (Rs.)	National Component (Rs.)		Regional Component (Rs.)	Transformers component (Rs.)	Bilateral Charges (Rs.)	Total Transmission Charges payable in Rs.
			AC-UBC	AC-BC	NC-RE	NC-HVDC	RC	TC		
Arunachal Pradesh	NER	287.76	2036303	54613008	2689938	6232627	8578522	14887460		89037860
Assam										
Assam	NER	1621.84	69308621	307806575	15160870	35127961	48349756	23357711		499111495
HVDC_BNC	NER	1.63	69623	309203	15230	35287	48569	23464		501375
Manipur	NER	237.32	7682083	45039841	2218417	5140104	7074785	4494522		71649752
Meghalaya	NER	336.02	11612574	63772050	3141063	7277889	10017210	706369		96527154
Mizoram	NER	136.40	6279336	25887876	1275095	2954415	4066425	1532249	3970562	45965958
Nagaland	NER	170.04	6351865	32272482	1589566	3683048	5069309	25015429		73981699
Tripura	NER	353.27	8617177	67046850	3302362	7651621	10531610	24777745		121927364
PowerGrid Corporation of India Ltd	NER								5214693	5214693


 (M. M. A. A. A.)
 Director
 North Eastern Regional Power Committee /NERPC
 Ministry of Power /Govt. of India
 Shillong /Shillong

**NORTH EASTERN REGIONAL POWER COMMITTEE
REGIONAL TRANSMISSION ACCOUNT
BILLING MONTH: June 2021**

11/8/2023


Zone	Region	LTA Demand / Injection (in MW)	Usage based AC system charges (Rs.)	Balance AC system charges (Rs.)	National Component (Rs.)		Regional Component (Rs.)	Transformers component (Rs.)	Bilateral Charges (Rs.)	Total Transmission Charges payable in Rs.
			AC-UBC	AC-BC	NC-RE	NC-HVDC	RC	TC		
Arunachal Pradesh	NER	287.76	3112740	52688905	2608154	6037703	8491196	14385329		87324028
Assam										
Assam	NER	1621.85	81316743	296962749	14699955	34029422	47857684	22595915	878066	498340534
HVDC_BNC	NER	1.37	68439	249933	12372	28640	40279	19017		418680
Manipur	NER	237.32	12307166	43452862	2150960	4979331	7002741	4349537		74242598
Meghalaya	NER	336.28	7180863	61573416	3047946	7055793	9922999	683582		89464600
Mizoram	NER	136.40	15759418	24975853	1236330	2862022	4025039	1482821	3842479	54183962
Nagaland	NER	170.05	10369922	31135774	1541252	3567897	5017754	24487384		76119982
Tripura	NER	353.27	30858714	64684454	3201946	7412292	10424365	23978463		140560233
PowerGrid Corporation of India Ltd	NER								5079998	5079998


 (एस.एम. आइमल/S.M.Aimal)
 निदेशक/Director
 उ.पु.के.वि.स./NERPC
 विद्युत मंत्रालय/Min. of Power
 भारत सरकार/govt. of India
 शिलांग/Shillong

**NORTH EASTERN REGIONAL POWER COMMITTEE
REGIONAL TRANSMISSION ACCOUNT
BILLING MONTH: July 2021**

11/8/2023


Zone	Region	LTA Demand / Injection (in MW)	Usage based AC system charges (Rs.)	Balance AC system charges (Rs.)	National Component (Rs.)		Regional Component (Rs.)	Transformers component (Rs.)	Bilateral Charges (Rs.)	Total Transmission Charges payable in Rs.
			AC-UBC	AC-BC	NC-RE	NC-HVDC	RC	TC		
Arunachal Pradesh	NER	287.76	1673556	54706830	2803692	6238067	8774223	14864840		89061208
Assam										
Assam	NER	1621.87	46184499	308337505	15802113	35158864	49453094	23349113	1008150	479293337
HVDC_BNC	NER	1.37	38870	259504	13299	29590	41621	19651		402535
Manipur	NER	237.32	6041745	45116737	2312206	5144536	7236104	4494522		70345850
Meghalaya	NER	336.28	9465903	63931154	3276433	7289891	10253678	706369		94923428
Mizoram	NER	136.41	7906253	25932502	1329025	2957011	4159217	1532249	3970562	47786819
Nagaland	NER	170.05	6990045	32328868	1656835	3686370	5185106	25303630		75150854
Tripura	NER	353.27	11781993	67161318	3441977	7658218	10771752	24777745		125593003
PowerGrid Corporation of India Ltd	NER								5249332	5249332


 (एस.एम. आइमोल/S.M. Aimol)
 निदेशक/Director
 उत्तर-पूर्व विभाग/NERPC
 विद्युत मंत्रालय/Min. of Power
 भारत सरकार/Govt. of India
 शिल्लोंग/Shillong

**NORTH EASTERN REGIONAL POWER COMMITTEE
REGIONAL TRANSMISSION ACCOUNT
BILLING MONTH: August 2021**

11/8/2023


Zone	Region	LTA Demand / Injection (in MW)	Usage based AC system charges (Rs.)	Balance AC system charges (Rs.)	National Component (Rs.)		Regional Component (Rs.)	Transformers component (Rs.)	Bilateral Charges (Rs.)	Total Transmission Charges payable in Rs.
			AC-UBC	AC-BC	NC-RE	NC-HVDC	RC	TC		
Arunachal Pradesh	NER	287.76	1932010	52062532	2742603	6069876	8491183	14385329		85683533
Assam										
Assam	NER	1621.87	81464431	293433765	15457802	34210911	47857833	22595915	975629	495996286
HVDC_BNC	NER	1.37	68562	246960	13010	28793	40278	19017		416620
Manipur	NER	237.32	3611648	42935984	2261825	5005828	7002681	4349537		65167504
Meghalaya	NER	336.28	5745252	60840991	3205044	7093341	9922914	683582		87491123
Mizoram	NER	136.41	3836884	24679034	1300067	2877284	4025048	1482821	3842479	42043619
Nagaland	NER	170.05	7296149	30766226	1620735	3586979	5017844	24487384		72775316
Tripura	NER	353.27	4953897	63915022	3366981	7451737	10424276	23978463		114090375
PowerGrid Corporation of India Ltd	NER								5079998	5079998


 (एच.एच.आइ.एम.एस./S.M.Aimol)
 निदेशक/Director
 उ.पु.के.वि.स./NERPC
 विद्युत मंत्रालय/Min. of Power
 भारत सरकार/Govt. of India
 शिलांग/Shillong

**NORTH EASTERN REGIONAL POWER COMMITTEE
REGIONAL TRANSMISSION ACCOUNT
BILLING MONTH: September 2021**

11/8/2023


Zone	Region	LTA Demand / Injection (in MW)	Usage based AC system charges (Rs.)	Balance AC system charges (Rs.)	National Component (Rs.)		Regional Component (Rs.)	Transformers component (Rs.)	Bilateral Charges (Rs.)	Total Transmission Charges payable in Rs.
			AC-UBC	AC-BC	NC-RE	NC-HVDC	RC	TC		
Arunachal Pradesh	NER	287.76	13051763	54362850	2821559	6245038	8774223	14864840		100120274
Assam										
Assam	NER	1621.87	141759266	306398773	15902813	35198153	49453094	23349113	1008150	573069361
HVDC_BNC	NER	1.37	119308	257872	13384	29624	41621	19651		481459
Manipur	NER	237.32	12592571	44833057	2326941	5150284	7236104	4494522		76633479
Meghalaya	NER	336.28	16175670	63529175	3297313	7298037	10253678	706369		101260241
Mizoram	NER	136.41	7998853	25769447	1337495	2960315	4159217	1532249	3970562	47728137
Nagaland	NER	170.05	11034023	32125594	1667393	3690490	5185106	25303630		79006235
Tripura	NER	353.27	9188239	66739029	3463912	7666775	10771752	24777745		122607451


 (S.M. Aimal) / S.M. Aimal
 निदेशक / Director
 उत्तर पूर्वी क्षेत्र / NERPC
 विद्युत मंत्रालय / Min. of Power
 भारत सरकार / Govt. of India
 शिलांग / Shillong

**NORTH EASTERN REGIONAL POWER COMMITTEE
REGIONAL TRANSMISSION ACCOUNT
BILLING MONTH: October 2021**

11/8/2023


Zone	Region	LTA Demand / Injection (in MW)	Usage based AC system charges (Rs.)	Balance AC system charges (Rs.)	National Component (Rs.)		Regional Component (Rs.)	Transformers component (Rs.)	Bilateral Charges (Rs.)	Total Transmission Charges payable in Rs.
			AC-UBC	AC-BC	NC-RE	NC-HVDC	RC	TC		
Arunachal Pradesh	NER	287.76	1726261	53473391	2848277	6219516	8774223	14378091		87419758
Assam										
Assam	NER	1621.87	55653492	301385621	16053399	35054305	49453094	22700659	1008150	481308719
HVDC_BNC	NER	1.37	46839	253653	13511	29502	41621	19105		404232
Manipur	NER	237.32	3552958	44099520	2348975	5129236	7236104	4170023		66536815
Meghalaya	NER	336.28	4536094	62489740	3328535	7268211	10253678	381869		88258127
Mizoram	NER	136.41	5116245	25347819	1350159	2948217	4159217	1532249	3970562	44424468
Nagaland	NER	170.05	6400836	31599970	1683182	3675408	5185106	25303630		73848131
Tripura	NER	353.27	3124007	65647076	3496712	7635443	10771752	24305846		114980835


 (एस.एम. आइमल/S.M.Aimal)
 निदेशक/Director
 उ.पु.से.वि.स./NERPC
 विद्युत मंत्रालय/Min. of Power
 भारत सरकार/Govt. of India
 शिलांग/Shillong

**NORTH EASTERN REGIONAL POWER COMMITTEE
REGIONAL TRANSMISSION ACCOUNT
BILLING MONTH: November 2021**

11/8/2023


Zone	Region	LTA Demand / Injection (in MW)	Usage based AC system charges (Rs.)	Balance AC system charges (Rs.)	National Component (Rs.)		Regional Component (Rs.)	Transformers component (Rs.)	Bilateral Charges (Rs.)	Total Transmission Charges payable in Rs.
			AC-UBC	AC-BC	NC-RE	NC-HVDC	RC	TC		
Arunachal Pradesh	NER	287.76	1557482	50336315	2868723	5961929	8551855	12957648		82233953
Assam										
Assam	NER	1621.87	82240315	283704500	16168639	33602502	48199788	21521774	975629	486413147
HVDC_BNC	NER	1.37	69215	238772	13608	28281	40566	18113		408555
Manipur	NER	237.32	6906919	41512373	2365837	4916805	7052717	3875569		66630220
Meghalaya	NER	336.28	7690066	58823711	3352430	6967192	9993815	369551		87196765
Mizoram	NER	136.41	5185380	23860761	1359852	2826114	4053808	1482821	3842479	42611216
Nagaland	NER	170.05	4346231	29746123	1695265	3523188	5053698	23679184		68043689
Tripura	NER	353.27	4231863	61795818	3521813	7319215	10498760	23521787		110889255


 (एस.एम. आइमल/S.M.Aimal)
 निदेशक/Director
 उ.पु.वि.स./NERPC
 विद्युत मंत्रालय/Min. of Power
 भारत सरकार/Govt. of India
 शिलांग/Shillong

**NORTH EASTERN REGIONAL POWER COMMITTEE
REGIONAL TRANSMISSION ACCOUNT
BILLING MONTH: December 2021**

11/8/2023


Zone	Region	LTA Demand / Injection (in MW)	Usage based AC system charges (Rs.)	Balance AC system charges (Rs.)	National Component (Rs.)		Regional Component (Rs.)	Transformers component (Rs.)	Bilateral Charges (Rs.)	Total Transmission Charges payable in Rs.
			AC-UBC	AC-BC	NC-RE	NC-HVDC	RC	TC		
Arunachal Pradesh	NER	287.76	4121852	51062278	3497555	6163174	8836917	13389569		87071345
Assam										
Assam	NER	1621.87	108525670	287796159	19712846	34736754	49806448	22239166	1008150	523825192
HVDC_BNC	NER	1.37	91338	242216	16591	29235	41918	18717		440014
Manipur	NER	237.32	9984410	42111075	2884434	5082771	7287808	4004755		71355253
Meghalaya	NER	336.28	14846453	59672081	4087291	7202370	10326943	381869		96517006
Mizoram	NER	136.41	5559037	24204887	1657935	2921509	4188935	1532249	3970562	44035115
Nagaland	NER	170.05	7441682	30175129	2066872	3642113	5222154	24468490		73016440
Tripura	NER	353.27	4440789	62687053	4293804	7566274	10848718	24305846		114142485


 (एस.एम.आइमल / S. M. Aimal)
 डायरेक्टर/Director
 उत्तरी पूर्वी क्षेत्र/NERPC
 विद्युत मंत्रालय/Min. of Power
 भारत सरकार/Govt. of India
 शिलांग/Shillong

**NORTH EASTERN REGIONAL POWER COMMITTEE
REGIONAL TRANSMISSION ACCOUNT
BILLING MONTH: January 2022**

11/8/2023


Zone	Region	LTA Demand / Injection (in MW)	Usage based AC system charges (Rs.)	Balance AC system charges (Rs.)	National Component (Rs.)		Regional Component (Rs.)	Transformers component (Rs.)	Bilateral Charges (Rs.)	Total Transmission Charges payable in Rs.
			AC-UBC	AC-BC	NC-RE	NC-HVDC	RC	TC		
Arunachal Pradesh	NER	287.76	2819040	49998337	3428318	5941750	8551855	12957648		83696949
Assam										
Assam	NER	1621.87	89181462	281799596	19322618	33488770	48199788	21521774	975629	494489638
HVDC_BNC	NER	1.37	75057	237169	16262	28185	40566	18113		415352
Manipur	NER	237.32	10440458	41233642	2827335	4900163	7052717	3875569		70329885
Meghalaya	NER	336.28	21138301	58428745	4006380	6943611	9993815	369551		100880403
Mizoram	NER	136.41	5447432	23700551	1625115	2816549	4053808	1482821	3842479	42968755
Nagaland	NER	170.05	6758413	29546396	2025956	3511263	5053698	23679184		70574910
Tripura	NER	353.27	3415350	61380896	4208805	7294442	10498760	23521787		110320040


 (एस.एम. आइमल/S.M.Aimal)
 निदेशक/Director
 उ.पू.क्षेत्र/NERPC
 विद्युत मंत्रालय/Min. of Power
 भारत सरकार/Govt. of India
 शिलांग/Shillong

**NORTH EASTERN REGIONAL POWER COMMITTEE
REGIONAL TRANSMISSION ACCOUNT
BILLING MONTH: February 2022**

11/8/2023


Zone	Region	LTA Demand / Injection (in MW)	Usage based AC system charges (Rs.)	Balance AC system charges (Rs.)	National Component (Rs.)		Regional Component (Rs.)	Transformers component (Rs.)	Bilateral Charges (Rs.)	Total Transmission Charges payable in Rs.
			AC-UBC	AC-BC	NC-RE	NC-HVDC	RC	TC		
Arunachal Pradesh	NER	287.76	2047301	49319472	3576147	6109142	8836917	13389569		83278548
Assam										
Assam	NER	1621.87	44653212	277973388	20155806	34432221	49806448	22200810	1008150	450230034
HVDC_BNC	NER	1.37	37581	233949	16964	28979	41918	18685		378075
Manipur	NER	237.32	12502092	40673781	2949249	5038211	7287808	4004755		72455896
Meghalaya	NER	336.28	12369965	57635413	4179135	7139228	10326943	381869		92032552
Mizoram	NER	136.41	8073199	23378750	1695189	2895897	4188935	1532249	896579	42660798
Nagaland	NER	170.05	5783250	29145222	2113315	3610183	5222154	24468490		70342615
Tripura	NER	353.27	3092487	60547481	4390288	7499942	10848718	24305846		110684763


 (एस.एम. आइमोल / S.M. Aimol)
 निदेशक / Director
 उत्तरी क्षेत्र / NERPC
 बिहार सरकार / Min. of Power
 भारत सरकार / Govt. of India
 शिलांग / Shillong

**NORTH EASTERN REGIONAL POWER COMMITTEE
REGIONAL TRANSMISSION ACCOUNT
BILLING MONTH: March 2022**

11/8/2023


Zone	Region	LTA Demand / Injection (in MW)	Usage based AC system charges (Rs.)	Balance AC system charges (Rs.)	National Component (Rs.)		Regional Component (Rs.)	Transformers component (Rs.)	Bilateral Charges (Rs.)	Total Transmission Charges payable in Rs.
			AC-UBC	AC-BC	NC-RE	NC-HVDC	RC	TC		
Arunachal Pradesh	NER	287.76	20874156	49945682	3575463	6016502	8733254	13389569		102534626
Assam										
Assam	NER	1621.81	61753562	281502820	20151949	33910085	49222186	21707519	1016063	469264184
Railway_Assam	NER	5.00	190378	867835	62126	104540	151745	66921		1443546
HVDC_BNC	NER	1.37	51973	236919	16960	28539	41426	18270		394088
Manipur	NER	237.32	11021502	41190217	2948685	4961811	7202317	4004755		71329287
Meghalaya	NER	336.28	17839412	58367211	4178335	7030967	10205801	381869		98003595
Mizoram	NER	136.41	5366158	23675591	1694865	2851983	4139796	1532249		39260641
Nagaland	NER	194.25	8286512	33715665	2413604	4061420	5895354	24468490		78841045
Tripura	NER	353.27	1872055	61316253	4389448	7386211	10721456	24305846		109991270


 (S.M. Almol) / S.M. Almol
 Director / Director
 NEERC / NEERC
 Ministry of Power / Min. of Power
 Govt. of India / Govt. of India
 Shillong / Shillong

**NORTH EASTERN REGIONAL POWER COMMITTEE
REGIONAL TRANSMISSION ACCOUNT
BILLING MONTH: April 2022**

11/8/2023


Zone	Region	LTA Demand / Injection (in MW)	Usage based AC system charges (Rs.)	Balance AC system charges (Rs.)	National Component (Rs.)		Regional Component (Rs.)	Transformers component (Rs.)	Bilateral Charges (Rs.)	Total Transmission Charges payable in Rs.
			AC-UBC	AC-BC	NC-RE	NC-HVDC	RC	TC		
Arunachal Pradesh	NER	287.76	2330478	45629346	3207658	5433225	7816567	12093805		76511079
Assam										
Assam	NER	1621.81	35905481	257175177	18078938	30622629	44055573	19606792	917735	406362326
Railway_Assam	NER	5.00	110692	792837	55735	94405	135817	60445		1249931
HVDC_BNC	NER	1.37	30219	216444	15216	25773	37078	16502		341231
Manipur	NER	247.00	12481717	39165622	2753271	4663570	6709294	3617198		69390672
Meghalaya	NER	336.28	11730317	53323082	3748514	6349341	9134548	344914		84630715
Mizoram	NER	155.77	5905816	24699633	1736338	2941060	4231188	1383967		40898003
Nagaland	NER	194.25	6515338	30801937	2165319	3667680	5276547	22100572		70527393
Tripura	NER	353.27	1898480	56017266	3937910	6670146	9596077	21953668		100073546


 (एस.एम. आइमोल/S.M.Aimol)
 निदेशक/Director
 उ.पु.से.वि.स./NERPC
 विद्युत मंत्रालय/Min. of Power
 भारत सरकार/Govt. of India
 शिलांग/Shillong

**NORTH EASTERN REGIONAL POWER COMMITTEE
REGIONAL TRANSMISSION ACCOUNT
BILLING MONTH: May 2022**

11/8/2023


Zone	Region	LTA Demand / Injection (in MW)	Usage based AC system charges (Rs.)	Balance AC system charges (Rs.)	National Component (Rs.)		Regional Component (Rs.)	Transformers component (Rs.)	Bilateral Charges (Rs.)	Total Transmission Charges payable in Rs.
			AC-UBC	AC-BC	NC-RE	NC-HVDC	RC	TC		
Arunachal Pradesh	NER	287.76	2595663	52498457	4758477	6108528	8654056	13389569		88004751
Assam										
Assam	NER	1621.81	60648532	295890721	26819628	34428759	48775813	21707519	1016063	489287036
Railway_Assam	NER	5.00	186971	912191	82681	106139	150369	66921		1505274
HVDC_BNC	NER	1.37	51043	249028	22572	28976	41051	18270		410940
Manipur	NER	247.00	8782795	45061675	4084404	5243211	7428147	4004755		74604987
Meghalaya	NER	336.28	13683654	61350420	5560821	7138510	10113249	381869		98228523
Mizoram	NER	155.77	5850067	28417954	2575812	3306609	4684529	1532249		46367220
Nagaland	NER	194.25	6171141	35438907	3212194	4123541	5841892	24468490		79256165
Tripura	NER	353.27	4650791	64450191	5841786	7499188	10624228	24305846		117372029


 (एस.एम.आइसू/S.M.Aisoo)
 निदेशक/Director
 उ.पु.वि.प./NERPC
 विद्युत मंत्रालय/Min. of Power
 भारत सरकार/Govt. of India
 शिलांग/Shillong

**NORTH EASTERN REGIONAL POWER COMMITTEE
REGIONAL TRANSMISSION ACCOUNT
BILLING MONTH: June 2022**

11/8/2023


Zone	Region	LTA Demand / Injection (in MW)	Usage based AC system charges (Rs.)	Balance AC system charges (Rs.)	National Component (Rs.)		Regional Component (Rs.)	Transformers component (Rs.)	Bilateral Charges (Rs.)	Total Transmission Charges payable in Rs.
			AC-UBC	AC-BC	NC-RE	NC-HVDC	RC	TC		
Arunachal Pradesh	NER	287.76	4559667	51007090	4773586	5961970	8724869	13509413		88536595
Assam										
Assam	NER	1621.87	25699103	287485106	26904788	33602732	49174924	76141474	983287	480773710
Railway_Assam	NER	5.00	186861	886278	82944	103593	151600	67854		1479129
HVDC_BNC	NER	1.37	51013	241954	22644	28281	41387	18524		403802
Manipur	NER	220.33	8628815	39054329	3654967	4564870	6680324	3870933		66454238
Meghalaya	NER	284.83	8541345	50488077	4725013	5901305	8636090	379788		78671618
Mizoram	NER	155.77	7253249	27610661	2583991	3227276	4722861	1482821		46880859
Nagaland	NER	194.25	11919145	34432165	3222393	4024608	5889693	23390901		82878905
Tripura	NER	305.71	3946716	54188552	5071329	6333836	9269064	22932896		101742392


 (एस.एम. आइमल/S.M. Aimal)
 निदेशक/Director
 उ.पु.रे.वि.स/NERPC
 विद्युत विभाग/Min. of Power
 भारत सरकार/Govt. of India
 शिलांग/Shillong

**NORTH EASTERN REGIONAL POWER COMMITTEE
REGIONAL TRANSMISSION ACCOUNT
BILLING MONTH: July 2022**

11/8/2023


Zone	Region	LTA Demand / Injection (in MW)	Usage based AC system charges (Rs.)	Balance AC system charges (Rs.)	National Component (Rs.)		Regional Component (Rs.)	Transformers component (Rs.)	Bilateral Charges (Rs.)	Total Transmission Charges payable in Rs.
			AC-UBC	AC-BC	NC-RE	NC-HVDC	RC	TC		
Arunachal Pradesh	NER	287.76	2961476	51708603	4924669	6152592	9173988	13959727		88881055
Assam										
Assam	NER	1621.87	126059044	291438960	27756316	34677110	51706243	22743646	1016063	555397383
Railway_Assam	NER	5.00	388623	898467	85569	106905	159403	70116		1709083
HVDC_BNC	NER	1.37	106094	245282	23360	29185	43517	19142		466580
Manipur	NER	218.42	8821995	39249149	3738045	4670093	6963469	3999964		67442714
Meghalaya	NER	255.88	18870357	45980303	4379112	5471005	8157690	392447		83250914
Mizoram	NER	136.93	12513128	24605512	2343401	2927708	4365438	1532249		48287436
Nagaland	NER	194.25	11352522	34905719	3324381	4153286	6192870	24170597		84099376
Tripura	NER	302.31	3498392	54323342	5173694	6463708	9637888	23697326		102794349


 (एस.एम. आइमल/S.M.Aimal)
 निदेशक/Director
 उ.पु.वे.वि.स./NERPC
 विद्युत मंत्रालय/Min. of Power
 भारत सरकार/Govt. of India
 शिलांग/Shillong

**NORTH EASTERN REGIONAL POWER COMMITTEE
REGIONAL TRANSMISSION ACCOUNT
BILLING MONTH: August 2022**

11/8/2023


Zone	Region	LTA Demand / Injection (in MW)	Usage based AC system charges (Rs.)	Balance AC system charges (Rs.)	National Component (Rs.)		Regional Component (Rs.)	Transformers component (Rs.)	Bilateral Charges (Rs.)	Total Transmission Charges payable in Rs.
			AC-UBC	AC-BC	NC-RE	NC-HVDC	RC	TC		
Arunachal Pradesh	NER	287.76	2691911	50039091	5358519	6313150	8703640	13509413		86615724
Assam										
Assam	NER	1621.87	126984586	282029289	30201576	35582047	49055277	22206308	983287	547042370
Railway_Assam	NER	5.00	391476	869458	93107	109695	151231	68459		1683427
HVDC_BNC	NER	1.37	106873	237362	25418	29947	41286	18689		459576
Manipur	NER	218.42	3645526	37981914	4067357	4791964	6606453	3870933		60964148
Meghalaya	NER	255.88	10844535	44495740	4764900	5613777	7739447	379788		73838187
Mizoram	NER	136.93	3732557	23811076	2549849	3004109	4141623	1482821		38722035
Nagaland	NER	194.25	6615755	33778720	3617250	4261671	5875363	23390901		77539661
Tripura	NER	302.31	4057296	52569408	5629483	6632386	9143756	22932896		100965223


 (एस.एम. आइमोल/S.M. Aimol)
 निदेशक/Director
 उ.पु. क्षेत्र/NERPC
 विद्युत मंत्रालय/Min. of Power
 भारत सरकार/Govt. of India
 शिलांग/Shillong

**NORTH EASTERN REGIONAL POWER COMMITTEE
REGIONAL TRANSMISSION ACCOUNT
BILLING MONTH: September 2022**

11/8/2023


Zone	Region	LTA Demand / Injection (in MW)	Usage based AC system charges (Rs.)	Balance AC system charges (Rs.)	National Component (Rs.)		Regional Component (Rs.)	Transformers component (Rs.)	Bilateral Charges (Rs.)	Total Transmission Charges payable in Rs.
			AC-UBC	AC-BC	NC-RE	NC-HVDC	RC	TC		
Arunachal Pradesh	NER	287.76	3250225	52760205	5555135	6505388	8993762	13959727		91024441
Assam										
Assam	NER	1621.87	109342666	297365976	31309736	36665531	50690453	22946519	1016063	549336944
Railway_Assam	NER	5.00	337089	916739	96524	113035	156272	70741		1690400
HVDC_BNC	NER	1.37	92025	250270	26351	30859	42662	19312		461479
Manipur	NER	210.13	9905544	38527186	4056537	4750442	6567532	3999964		67807204
Meghalaya	NER	264.17	4414515	48435584	5099794	5972157	8256566	392447		72571064
Mizoram	NER	136.93	6587278	25105917	2643408	3095585	4279677	1532249		43244114
Nagaland	NER	194.25	8294195	35615599	3749975	4391440	6071209	24170597		82293015
Tripura	NER	302.31	5839840	55428120	5836040	6834344	9448547	23697326		107084218


 (एस.एम. आइसलॉट/S.M. Aislot)
 निदेशक/Director
 उत्तरी क्षेत्र/NERPC
 विद्युत मंत्रालय/Min. of Power
 भारत सरकार/Govt. of India
 शिलांग/Shillong

**NORTH EASTERN REGIONAL POWER COMMITTEE
REGIONAL TRANSMISSION ACCOUNT
BILLING MONTH: October 2022**

11/8/2023


Zone	Region	LTA Demand / Injection (in MW)	Usage based AC system charges (Rs.)	Balance AC system charges (Rs.)	National Component (Rs.)		Regional Component (Rs.)	Transformers component (Rs.)	Bilateral Charges (Rs.)	Total Transmission Charges payable in Rs.
			AC-UBC	AC-BC	NC-RE	NC-HVDC	RC	TC		
Arunachal Pradesh	NER	287.76	1672049	51576021	5542208	6461417	8993762	13959727		88205182
Assam										
Assam	NER	1621.87	96134440	290691702	31236877	36417704	50690453	22946519	1016063	529133758
Railway Assam	NER	5.00	296370	896163	96299	112271	156272	70741		1628116
HVDC_BNC	NER	1.37	80909	244653	26290	30650	42662	19312		444476
Manipur	NER	205.57	3778336	36845126	3959269	4615938	6425007	3999964		59623640
Meghalaya	NER	268.73	1815320	48165796	5175755	6034186	8399091	392447		69982595
Mizoram	NER	136.93	3228748	24542423	2637257	3074662	4279677	1532249		39295016
Nagaland	NER	194.25	7140538	34816220	3741249	4361758	6071209	24170597		80301570
Tripura	NER	302.31	5298753	54184055	5822459	6788150	9448547	23697326		105239291


 (एस.एम. आइमल/S.M. Aimal)
 निदेशक/Director
 उत्तरी क्षेत्र/NERPC
 मिष्टुन मेघालय/Mts. of Power
 भारत सरकार/Govt. of India
 शिलांग/Shillong

**NORTH EASTERN REGIONAL POWER COMMITTEE
REGIONAL TRANSMISSION ACCOUNT
BILLING MONTH: November 2022**

11/8/2023


Zone	Region	LTA Demand / Injection (in MW)	Usage based AC system charges (Rs.)	Balance AC system charges (Rs.)	National Component (Rs.)		Regional Component (Rs.)	Transformers component (Rs.)	Bilateral Charges (Rs.)	Total Transmission Charges payable in Rs.
			AC-UBC	AC-BC	NC-RE	NC-HVDC	RC	TC		
Arunachal Pradesh	NER	287.76	1932688	49593918	5389889	7161833	8703640	13509413		86291381
Assam										
Assam	NER	1621.87	68224547	279520217	30378379	40365373	49055277	22206308	983287	490733389
Railway_Assam	NER	5.00	210327	861723	93652	124441	151231	68459		1509834
HVDC_BNC	NER	1.37	57419	235250	25567	33972	41286	18689		412185
Manipur	NER	205.57	7925733	35429142	3850455	5116304	6217748	3870933		62410315
Meghalaya	NER	268.73	3228650	46314750	5033507	6688290	8128152	379788		69773138
Mizoram	NER	136.93	4989354	23599241	2564776	3407954	4141623	1482821		40185769
Nagaland	NER	194.25	7382670	33478208	3638426	4834571	5875363	23390901		78600140
Tripura	NER	302.31	4559988	52101724	5662438	7523984	9143756	22932896		101924785


 (एस.एम. आइमल/S.M. Aimal)
 निदेशक/Director
 उ.पु.स.वि.स./NERPC
 विद्युत मंत्रालय/Min. of Power
 भारत सरकार/Govt. of India
 शिलांग/Shillong

**NORTH EASTERN REGIONAL POWER COMMITTEE
REGIONAL TRANSMISSION ACCOUNT
BILLING MONTH: December 2022**

11/8/2023

Zone	Region	LTA Demand / Injection (in MW)	Usage based AC system charges (Rs.)	Balance AC system charges (Rs.)	National Component (Rs.)		Regional Component (Rs.)	Transformers component (Rs.)	Bilateral Charges (Rs.)	Total Transmission Charges payable in Rs.
			AC-UBC	AC-BC	NC-RE	NC-HVDC	RC	TC		
Arunachal Pradesh	NER	287.76	2580393	51718469	6249247	7400757	8731114	11516081		88196061
Assam										
Assam	NER	1621.81	152123686	291494568	35221875	41711993	49210124	21342133	1016063	592120443
Railway_Assam	NER	5.00	468977	898639	108584	128592	151708	65795		1822295
HVDC_BNC	NER	1.37	128031	245328	29644	35106	41416	17962		497487
Manipur	NER	205.57	9328660	36946889	4464367	5286988	6237375	3271887		65536167
Meghalaya	NER	268.73	12153359	48298826	5836044	6911416	8153810	392447		81745902
Mizoram	NER	136.93	5705949	24610207	2973701	3521646	4154696	1070544		42036744
Nagaland	NER	194.25	10617646	34912379	4218533	4995856	5893909	22775579		83413903
Tripura	NER	302.31	4630806	54333707	6565251	7774990	9172618	23697326		106174698


 (एस.एम. आइमल/S.M.Aimal)
 निदेशक/Director
 उत्तर पूर्वी क्षेत्र/NERPC
 विद्युत मंत्रालय/Min. of Power
 भारत सरकार/Govt. of India
 शिलांग/Shillong